



District 9 4-H Digital Storyboard 2025 General Rules and Guidelines

You must register on 4-H Online by Wednesday, April 2, 2025.

OVERVIEW

The 4-H Storyboard is an industry-inspired method of displaying original designs. The best storyboards create vivid visual images that are interesting and appealing to viewers. The storyboard “tells the story” of the designer’s idea. The storyboard includes original illustrations and flats, as well as additional materials (such as photos from the Internet or magazines, paper, fabric swatches, patterns, etc.) that have influenced the unique design.

PURPOSE

The purpose of the Storyboard contest is to give 4-H members an opportunity to create a storyboard of their original design. It also provides the members an opportunity to gain knowledge of the career responsibilities of a fashion designer and illustrator, enhance creativity and originality, and develop visual communication skills.

DESIGN BRIEF – Design for a Greener Future

The design brief has served as the inspiration and the direction of a 4-H member’s original design for the 4-H Storyboard contest.

As environmental awareness rises, upcycled and recycled fabrics are becoming pivotal in fashion and interior design. Circular fashion, emphasizing the reuse and recycling of materials, is revolutionizing the industry by merging sustainability with style. Your challenge is to create a digital storyboard that embodies this eco-conscious movement, showcasing how sustainable materials can be transformed into innovative and stylish products for 2025. Let your storyboard reflect the principles of circular fashion and inspire others to make eco-friendly choices that are both trendy and responsible.

The designer will follow their own design process when creating their original design and storyboard. Some of the steps to be used may include:

1. Determining what inspires you or what is your idea.
2. Research your inspiration – find pictures that represent your inspiration, include color inspiration and current trends related to your inspiration.
3. Create sketches of design ideas and continue to modify your sketches until you create your perfect design. Finalize your design illustration. Then create flats or technical drawings.
4. Select fabrics or other construction materials to be used in your design.



GENERAL RULES

1. Participation and Level of Competition: The District 9 4-H and Youth Development Storyboard contest is open to all 4-H members. The State level Storyboard contest is an invitational contest, open to senior 4-H members only, and no qualification at the district level is required.

Age Division: This contest is open to all age divisions. There will be three age divisions: Junior, Intermediate and Senior. Age is determined as of August 31, 2024.

Division Grades:

Junior (3rd grade -5th grade)

Intermediate (6th grade -8th grade)

Senior (9th grade -12th grade)

2. Entry of Storyboard: A 4-H member (Junior, Intermediate, or Senior) may enter up to two storyboards from two different categories (reminder: state contest only allows one entry). Each storyboard must be created by the 4-H member. Storyboard layouts should include original illustrations and flats, as well as additional materials that have influenced their unique design.

For all age divisions, only digitally created Storyboards will be accepted. No photos of physical storyboards will be judged or placed.

Digital Format: Storyboards must be created using a digital platform including but not limited to Canva, Picmonkey, InDesign, Illustrator, Photoshop, Adobe Illustrator, and PowerPoint. All entries must be saved as a PDF, jpeg, jpg or png.

Digital Format Dimensions: Depending on the platform that you are using, there will be different pre-determined size templates, most will also include the option to select custom dimensions. Storyboard dimensions need to be between 18" and 24" (in one direction) and 24" and 30" (in the other direction). Recommended size is 18" X 24".

3. Submission of Storyboard: To enter the competition, you must register and upload your submission on 4-H Online before Wednesday, April 2, 2025. **There are no interviews for this contest.** Storyboards will be judged prior to Big Time in D9 and will be displayed during Roundup at **Lone Star College-Montgomery Campus, Conroe, TX.**

4. Identification of Storyboard: The Storyboard(s) Label(s) must be filled out and submitted along with your Storyboard entry. The label can be found on the District 9 4-H website. The label **MUST** be legibly printed or typed and **MUST** be complete, including the answer to the Originality of Design question. The 4-H member should not put his/her name on the board.



5. Number of garments designed: Focus on one garment/outfit for the storyboard(s). Contestants may provide up to two (2) variations of the original design.

6. Categories: The following is a list of the categories and descriptions. Each storyboard should be entered in one category. A 4-H member may enter up to two storyboards in two different categories at the district level. Example: One storyboard in Wearable and one storyboard in Home Furnishings.

a. **Wearable:** Clothing that can be worn. Includes items such as pants, shorts, skirts, blouses, sweaters, coats, dresses, etc.

b. **Accessory:** Includes items such as belts, purses, bags, hats, etc.

c. **Jewelry:** Includes necklaces, bracelets, rings, and earrings.

d. **Pet Clothing:** Includes items that can be worn by a pet or any other animal.

e. **Home Décor:** items that are easy to move and make a home visually appealing, examples of home décor include: throw pillows, table runner, or wall hanging.

f. **Home Furnishings:** items that make a home comfortable for living or working in. Examples include: couch, ottoman, chair, tables, desks, beds, etc.

7. Scoring: Storyboards will be evaluated using the 4-H Storyboard Score Sheet which can be found on the District 9 4-H website.

8. Display process: Storyboards will be displayed beginning Friday morning as a slideshow on a screen.

9. Awards: Awards assembly/presentation will be announced closer to the event date. Scoresheets will be given to CEAs to distribute to participants.

10. Each Storyboard must conform to and will be evaluated based on the following, but is not limited to:

a. **Visual Appeal/Creativity of Storyboard** – Storyboards should show evidence of creativity by the 4-H member. The layout of the storyboard should illustrate a theme, mood, or spirit of an idea.

i. A good storyboard should have a strong focal point.

ii. Placement of the inspirational items should allow the eye to flow across all elements of the board without distracting from the design.

iii. “White space” or “blank space” should be kept in consideration. Too much or too little white space detracts from the design.

iv. Additional photos and other materials can be used to show the inspiration for the design. These additional materials should enhance the storyboard, without taking away from the original design.

b. **Cohesiveness of Imagery and Overall Aesthetic** – Unified design elements throughout the board. Design elements can be anything including color, fonts and images.



c. **Consistent Color Palette** – Use a consistent color palette and theme throughout the board.

d. **Fabric Samples, Trims, and Embellishments** – Fabric samples must be included on the board and be appropriate for the design illustrated. Trims and embellishments that would be used on the garment/outfit should be included, if applicable to the design.

i. If the exact fabric swatch cannot be found, a “basic swatch” may be used to illustrate fabric type (denim, linen, etc.), and the 4-H member can draw out the detail.

ii. examples of trims and embellishments would be top stitching, piping, buttons, etc.

e. **Balance** – The visual weight of the elements on the storyboard. Visual elements should be placed in a pleasing arrangement to fulfill a purpose or achieve a desired look and feel.

f. **Comprehensiveness** – Visual design can help to convey a message regarding your design. The colors, images, text and symbols selected should enhance the story of your design.

g. **Originality of Design Illustration**– The focus of the storyboard contest to display your original designs, not create knockoffs of designs that are already on the market. As the designer, it is important use your imagination and inspiration to create fresh and novel ideas. All design illustrations and flats should be the original work of the 4-H member. The design may be hand drawn or computer drawn. No “copying and pasting” from someone’s design as seen on the Internet, in a magazine, or other sources for the original design.

h. **Design Detail in Flats** – Should include the at least one Illustration and at least one Flat.

Flats – A flat sketch is a two-dimensional technical drawing which illustrates a garment with basic solid lines and includes all construction details such as seams, darts, etc. It is like the “blueprint” of your design. The word “flat” refers to the way that they are drawn: imagine the item is lying flat on a table so that you are viewing all details from either the front or the back.



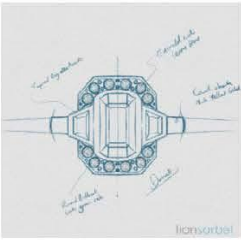

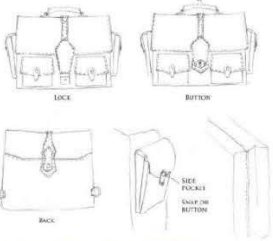

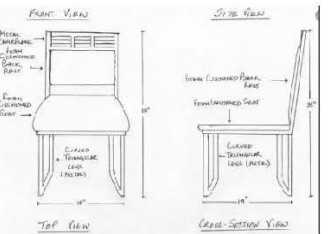

i. **Titles/Labels** – **The title for each storyboard is Design for a Greener Future.** Additional labels may be added to the board as needed to provide details as related to the overall design of the board. A subtitle may be used for a more personalized name of the design. Labels may be included to enhance the storyboard or to clarify a point, but they will not be required.

j. **Design Brief** – Storyboards should follow the design brief and category descriptions.

k. **Completeness** – Storyboard follows the contest guidelines and includes an illustration, flat and inspiration pieces.

l. **Image credit** – List the photo credits for the pictures used in the storyboard. These will be included on the storyboard label.



Flats	Illustrations
<p>Wearable</p> <p>www.mibale.com</p> 	<p>https://www.pngfuel.com/free-png/xeclj</p> 
<p>Jewelry – flats need to include the technical aspects of a piece of jewelry including clasps, crimp beads, cord, or wire, jump rings, etc.</p>  <p>http://www.efi-costarica.com/furniture-anatomy.html</p>	 <p>https://www.vectorstock.com/royalty-free-vector/woman-with-jewelry-vector-13206872</p>
<p>Accessory – flats need to include the technical aspects of the accessory including zippers, rings, buckles, closures, clasps, etc.</p>  <p>https://www.deviantart.com/marcustratus/art/Shadow-Wulfel3-bag-sketches-211405584</p>	<p>https://carlapott.com/handbags</p> 
<p>Home Décor and Home Furnishing – can include details on construction materials and dimensions.</p>  <p>https://designartifactsproject.weebly.com/week-2/assignment-23-visual-expression-ii</p>	 <p>https://www.dreamstime.com/vector-furniture-illustration-mid-century-modern-interior-design-armchair-sketch-hand-drawn-chair-image133729266</p>



State-Level Storyboard Contest Resources:

TEXAS 4-H STORYBOARD WEBSITE:

<https://texas4-h.tamu.edu/projects/fashion-interior-design/>

Texas 4-H Storyboard General Rules and Guidelines:

https://texas4-h.tamu.edu/wp-content/uploads/fashion_storyboard_guidelines_2025.pdf

Texas 4-H Storyboard Labels:

https://texas4-h.tamu.edu/wp-content/uploads/fashion_storyboard_label_2025.pdf

Texas 4-H Storyboard Score Sheet:

https://texas4-h.tamu.edu/wp-content/uploads/fashion_storyboard_score_sheet_2025.pdf