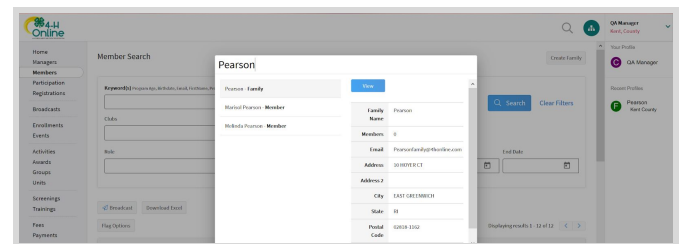
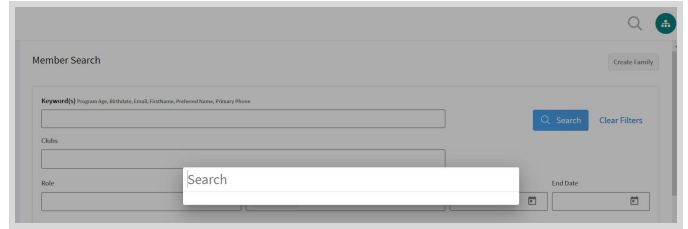
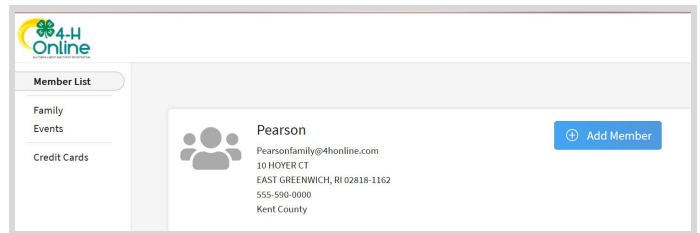


## Adding Members to a Family

1. Creating a family profile will immediately direct you to adding members to the family (Skip to step 6).
2. If the family profile was created previously you can still add new member records to the family. Click on the magnifying glass at the top of any page and use the Global search for the Family last name.
3. Click the View button next to the Family.



4. Review the existing Members list.
5. Click the Add Member button.



***See Family Guide for more information - Coming Soon!***