



District 9 4-H Storyboard – 2019-2020 General Rules and Guidelines



You must register on 4-H Connect by Wednesday, March 25, 2020.

OVERVIEW

The 4-H Storyboard is an industry-inspired method of displaying original designs. The best storyboards create vivid visual images that are interesting and appealing to viewers. The storyboard “tells the story” of the designer’s idea. The storyboard includes original illustrations and flats, as well as additional materials (such as photos from the Internet or magazines, paper, fabric swatches, patterns, etc.) that have influenced the unique design.

PURPOSE

The purpose of the Storyboard contest is to give 4-H members an opportunity to create a storyboard of their original design. It also provides the members an opportunity to gain knowledge of the career responsibilities of a fashion designer and illustrator, enhance creativity and originality, and develop visual communication skills.

DESIGN BRIEF

The following design brief serves as the direction for the 2020 Storyboards. 4-H members should create their Storyboard around their interpretation of the design brief.

2020 theme: Game Night

Gather your friends, make some snacks and get ready for Game Night. Do you think about throwback games like Scrabble, Monopoly, or Life? Or modern board games like Catan or Ticket to Ride? Maybe your game night includes Mario Carts and Ms. Pacman. Or maybe you think about games played on a field or a court. Regardless of the game, certainly your Game Night contains strategy, competition, and lots of fun. This year, be inspired by your favorite game night games.

GENERAL RULES

1. Participation and Level of Competition. The District 9 4-H and Youth Development Storyboard contest is open to all 4-H members. Senior 4-H Members who have placed 1st, 2nd, or 3rd in their district contest in each category in the Storyboard competition will advance to Texas 4-H Roundup. Only one Storyboard may be entered at the State level. **If you have two storyboards place in the top 3 only one will advance to state, and the 4th place winner will advance in the category you decided to not to advance in.**

Age Division. This contest is open to all age divisions. There will be three age divisions: Junior, Intermediate and Senior. Age is determined as of August 31, 2019. Division Grades:

Junior (3rd grade - 5th grade)

Intermediate (6th grade - 8th grade)

Senior (9th grade - 12th grade)

2. Entry of Storyboard. A 4-H member (Junior, Intermediate, or Senior) may enter up to **two** storyboards from **two** different categories. Each storyboard must be created by the 4-H member. Storyboard layouts should include original illustrations and flats, as well as additional materials that have influenced their unique design. 4-H members may choose to manually affix the pieces of their layout to their storyboard or computer-generated layouts can be printed and affixed to the foam core or mat board. All items need to be **securely adhered** to the board. It is the 4-H member’s responsibility to affix all components of their layout for secure transportation. **Participants are encouraged to bring story board(s) in sturdy protective/portfolio cases to prevent damage with name on case.**

3. Submission of Storyboard. To enter the competition you must register on 4-H Connect before Wednesday, March 25, 2020 and turn in your Storyboard per your County Agent’s instructions. The Storyboard(s) must be turned into the designated county extension offices by your county extension agent by **Friday, April 10, 2020 or by the date assigned by your County Agent.** The designated offices are: Brazoria, Burleson, Brazos, Fort Bend, Jefferson, Waller and Walker



District 9 4-H Storyboard – 2019-2020 General Rules and Guidelines



Counties. **There are no interviews for this contest.** Storyboards will be judged prior to Big Time in D9 and will be transported by Storyboard committee members to **Lone Star College-Montgomery Campus, Conroe, TX.** **Participants are encouraged to put story board(s) in sturdy protective/portfolio cases with your name on the case to prevent damage during transportation.**

4. Identification of Storyboard. The Storyboard(s) Label must be securely affixed to the back of the storyboard. The label can be found on the District 9 4-H website <http://d94-h.tamu.edu/eventsandcontests/bigtime/fashion-story-board/>. The label **MUST** be legibly printed or typed and **MUST** be complete, including the answer to the Originality of Design question. The 4-H member should not put his/her name on the front.

5. Number of garments designed. Focus on **one** garment/outfit for the storyboard(s). Contestants may provide up to two (2) variations of the original design.

6. Categories. The following is a list of the categories and descriptions. Each storyboard should be entered in one category. A 4-H member may enter up to **two** storyboards in **two** different categories at the district level. *Example: One storyboard in Wearable and one storyboard in Home Furnishings.*

- a. **Wearable:** Clothing that can be worn. Includes items such as pants, shorts, skirts, blouses, sweaters, coats, dresses, etc.
- b. **Accessory:** Includes items such as belts, purses, bags, hats, etc.
- c. **Jewelry:** Includes necklaces, bracelets, rings, and earrings.
- d. **Pet Clothing:** Includes items that can be worn by a pet or any other animal.
- e. **Home Décor:** items that are easy to move and make a home visually appealing, examples of home décor include: throw pillows, table runner, or wall hanging.
- f. **Home Furnishings:** items that make a home comfortable for living or working in. Examples include: couch, ottoman, chair, tables, desks, beds, etc.

7. Scoring. Storyboards will be evaluated using the 4-H Storyboard Score Sheet which can be found on the District 9 4-H website

8. Display process. Storyboards will be displayed beginning Friday morning at registration. Storyboards will be hung by binder clips, zip ties, and pipe and drape to be able to best display everyone's hard work. *Please note that the binder clips will be attached to each corner of the board, so be mindful of attaching items or words to the corners.*

9. Story Board Check-out Process. Boards will be displayed at the registration site beginning Friday morning and may be picked up by you or your county extension agent **Saturday, May 2 from 2:00pm-5:00pm.** A sign out sheet will be provided for the families of the storyboards or the county extension agent checking the story boards out. Please place binder clips in the designated box and if your storyboard came in a case they will be behind the displayed storyboards.

10. Awards. Awards will be presented Friday, May 1, 2020 during the evening awards program.

11. Each Storyboard must conform to and will be evaluated based on the following, but is not limited to:

- a. **Visual Appeal/Creativity of Storyboard** – Storyboards should show evidence of creativity by the 4-H member. The layout of the storyboard should illustrate a theme, mood, or spirit of an idea.
 - i. A good storyboard should have a strong focal point.
 - ii. Placement of the inspirational items should allow the eye to flow across all elements of the board without distracting from the design.
 - iii. "White space" or "blank space" should be kept in consideration. Too much or too little white space detracts from the design.



District 9 4-H Storyboard – 2019-2020 General Rules and Guidelines



iv. Additional photos and other materials can be used to show the inspiration for the design. These additional materials should enhance the storyboard, without taking away from the original design.

b. **Quality of Workmanship** – Storyboards should be neat and demonstrate quality of workmanship.

c. **Consistent Color Palette** – Use a consistent color palette and theme throughout the board.

d. **Fabric Samples, Trims, and Embellishments** – Fabric samples must be included on the board and be appropriate for the design illustrated. Trims and embellishments that would be used on the garment/outfit should be included, if applicable to the design.

i. If the exact fabric swatch cannot be found, a “basic swatch” may be used to illustrate fabric type (denim, linen, etc.), and the 4-H member can draw out the detail.

ii. examples of trims and embellishments would be top stitching, piping, buttons, etc.

e. **Dimension** – Must use foam core board or mat board. Must be 20" x 30", displayed horizontally or vertically. **Do not use poster board.** Storyboards can be 3 dimensional. Materials affixed to the foam core board or mat board may exceed the edges of the board. **(Keep in mind how they will be displayed, we ask that you provide space near each corner for the clips to go)**

f. **Consistent Theme** – All elements are cohesive and support the design brief.

g. **Originality of Designs** – All design illustrations and flats should be the original work of the 4-H member. The design may be hand drawn or computer drawn. No “copying and pasting” from someone’s design as seen on the Internet, in a magazine, or other sources for the original design.

h. **Design Detail** – Should include at least one illustration and at least one Flat.

i. *Illustration* – Include at least one main artistic and appropriate illustration. At least one illustration must be on a model/croquis. The model/croquis does not have to be an original drawing and may be traced. See the example below.

<http://www.universityoffashion.com/fashion-croquis/>

ii. *Flats* – Include at least one flat. Flats are working drawings that are not on a model/croquis that illustrate other views like you would find on a dressmaker’s pattern envelope. The flats should depict the garment from other views and details. See the example below.

Flats combine style with information. You have created an original design and now you need to be able to create a drawing to help someone else see how to make it. Flats are drawn to define shape, fit, construction and sometimes fabrication. Flats are more factual than the same garment drawn on the figure, posed for dramatic looks. They show how a garment is to be made versus how it will be worn.


These drawings for fashion manufacturing are always drawn looking at the garment, never at an angle. Consider this your only means of communication to the seamstress; if you leave out a particular detail, the garment won’t end up being manufactured properly. The details must be exact and clearly specified.



District 9 4-H Storyboard – 2019-2020 General Rules and Guidelines

Flats

showing other views



Pictures taken from: www.designersnexus.com

Illustration

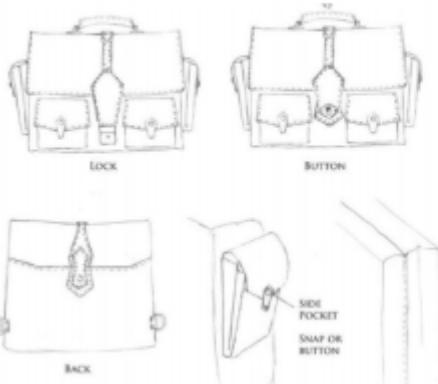
outfit drawn on a model/croquis



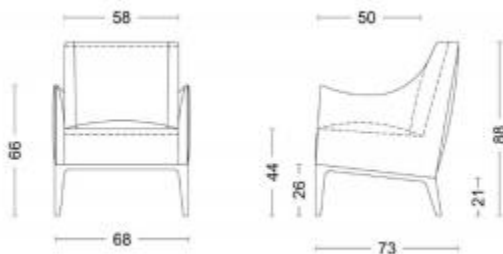
Jewelry Design – flats need to include the technical aspects of a piece of jewelry including clasps, crimp beads, cord or wire, jump rings, etc.



Accessory– flats need to include the technical aspects of the accessory including zippers, rings, buckles, closures, clasps, etc.



Home Décor and Home Furnishing – can include details on construction materials and dimensions.



Sketch credit: <http://www.danca.nl/productDetail-nona-50.html>



District 9 4-H Storyboard – 2019-2020 General Rules and Guidelines



i. **Titles/Labels** – The title for each storyboard must be: **Game Night**

Additional labels may be added to the board as needed to provide details as related to the overall design of the board. A subtitle may be used for a more personalized name of the design. Labels may be included to enhance the storyboard or to clarify a point, but they will not be required.

j. **Design Brief** – Storyboards should follow the design brief and category descriptions.

TEXAS 4-H STORYBOARD WEBSITE

<https://texas4-h.tamu.edu/projects/fashion-interior-design/>

Texas 4-H Storyboard General Rules and Guidelines

http://texas4-h.tamu.edu/wp-content/uploads/fashion_storyboard_general_rules_guidelines_2020-1.pdf

Texas 4-H Storyboard Labels

http://texas4-h.tamu.edu/wp-content/uploads/fashion_storyboard_label_2020.pdf

Texas 4-H Storyboard Score Sheet

http://texas4-h.tamu.edu/wp-content/uploads/fashion_storyboard_score_sheet_2020.pdf